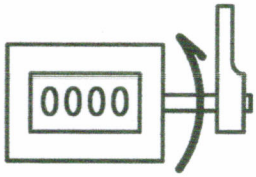
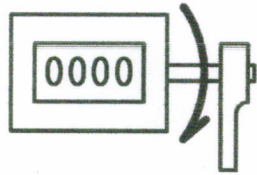


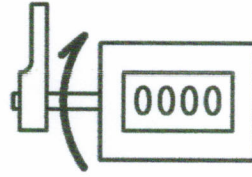
Shaft Position and Direction



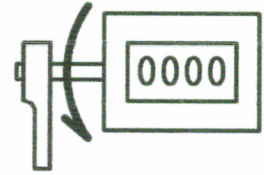
R-1



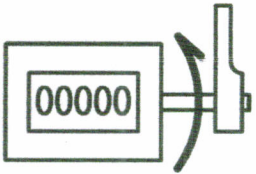
R-2



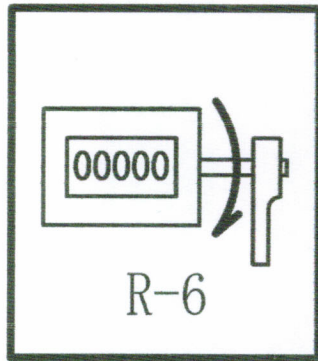
R-3



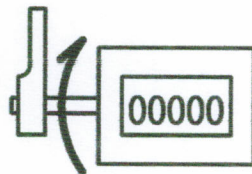
R-4



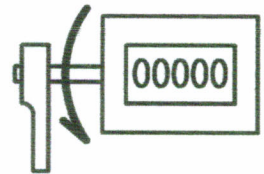
R-5




R-6



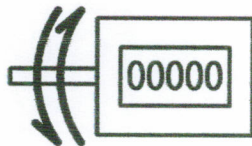
R-7



R-8



R-9



R-10

| | | | | |
|--|---------|---|----------|-------------|
| | DIM. IN | DESIGNED BY | MATERIAL | PART NAME |
| | | DRAWN BY | | |
| | SCALE | CHECKED BY | FINISH | PRODUCT NO. |
| | DATE | KEIHOKU KEIKI KOGYO CO., LTD. TOKYO JAPAN | | DRAWING NO. |
| | | | | |